


MLG0603S68NHTD25



Applications	Automotive Grade
Feature	<div style="border: 1px solid red; padding: 2px;">Multilayer</div> Multilayer <div style="border: 1px solid gray; padding: 2px;">Non-Mag Core</div> Non-Magnetic Core (Dielectric Ceramic) <div style="border: 1px solid blue; padding: 2px;">AEC-Q200</div> AEC-Q200
Series Type	MLG
Status	Production
Brand	TDK



Size	
Length(L)	0.60mm ±0.03mm
Width(W)	0.30mm ±0.03mm
Thickness(T)	0.30mm ±0.03mm
Recommended Land Pattern (A)	0.25mm Nom.
Recommended Land Pattern (B)	0.30mm Nom.
Recommended Land Pattern (C)	0.30mm Nom.

Electrical Characteristics	
Inductance	68nH ±3% at 100MHz
Rated Current	50mA
DC Resistance [Typ.]	2.4Ω
DC Resistance [Max.]	3.5Ω
Self Resonant Frequency [Min.]	1.05GHz
Self Resonant Frequency [Typ.]	1.24GHz
Q [Min.]	5 at 100MHz
Q [Typ.]	

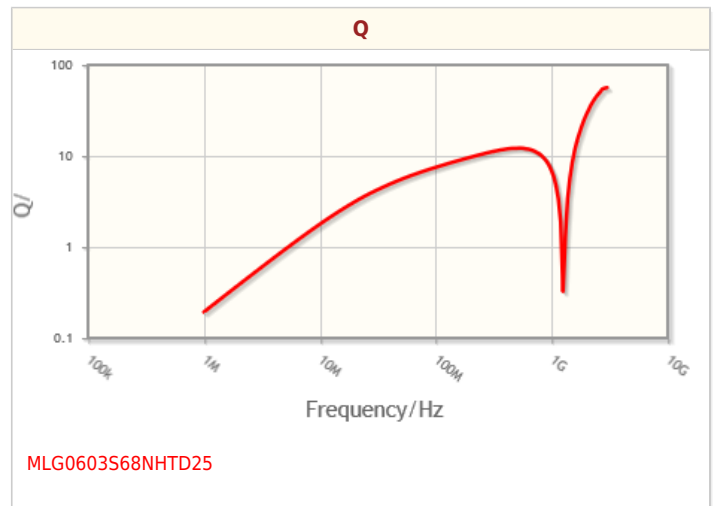
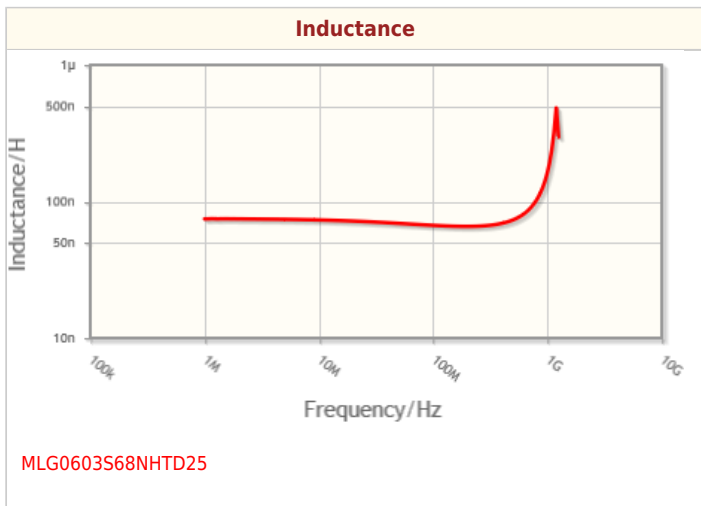
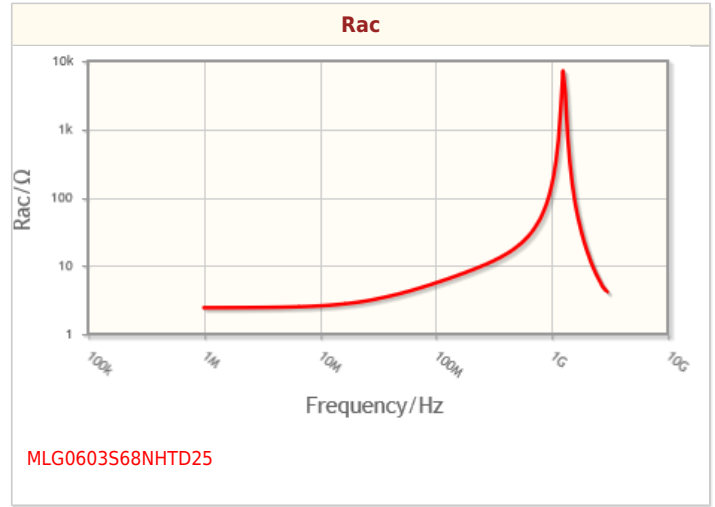
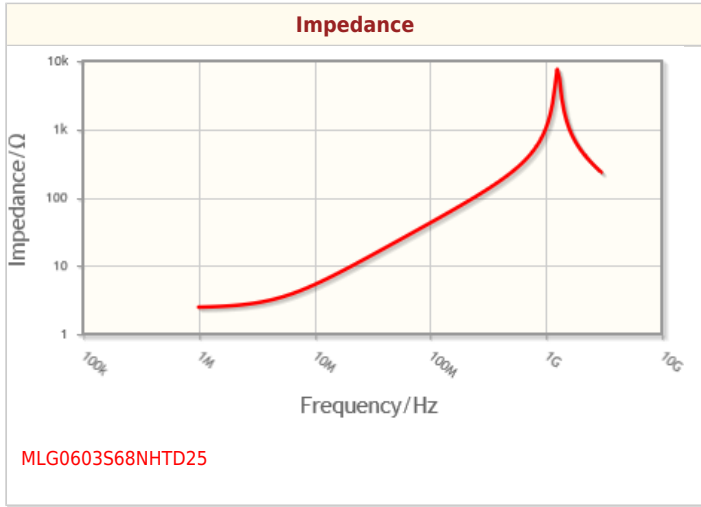
Other	
Operating Temp. Range (Including Self-Temp. Rise)	-55 to 125°C
Soldering Method	Reflow Iron Soldering
AEC-Q200	Yes
Packing	Punched (Paper)Taping [180mm Reel]
Package Quantity	15000pcs
Weight	0.0002g

! Images are for reference only and show exemplary products.
 ! This PDF document was created based on the data listed on the TDK Corporation website.
 ! All specifications are subject to change without notice.

MLG0603S68NHTD25




Characteristic Graphs(This is reference data, and does not guarantee the products characteristics.)



! Images are for reference only and show exemplary products.
! This PDF document was created based on the data listed on the TDK Corporation website.
! All specifications are subject to change without notice.



Associated Images



! Images are for reference only and show exemplary products.
! This PDF document was created based on the data listed on the TDK Corporation website.
! All specifications are subject to change without notice.